

v-tec

EasySkroll®

Operating system
with electro-mechanical control
(pat. pend.)

Symbols used in manual (next pages):



Scroll up/down

(Turn scroller fast by 90° to:

- initiate scrolling
- fast-forward hours in setting mode
- switch on/off scroller beep-tone)



Press scroller once.



Keep scroller pushed (~3 sec) to:

- reset Chrono / Count down
- enter setting mode

v-tec

EasySkroll® Functions

10 08 42
03 05 07

Time (T1 or T2)



Date (D1 or D2)

10 08
03 05 07

Unintentional Scrolling is blocked in this mode.



10 08 42
18 08 T2

T 1

<->



T 2

18 08 42
10 08 T 1

T 2

T 1



10 08 42
08 00 AL

Alarm



Alarm on <-> off;
Stop Alarm sound: in any mode



10 08 42
00 00 00

Chrono



Start <-> Stop



10 08 42
02 00 CD

Count down



Start <-> Stop





Setting, see next page



Setting, see next page



Set Alarm. Alarm automatically sets to the Time (T1 or T2) indicated on the upper row. (pat. pend.)



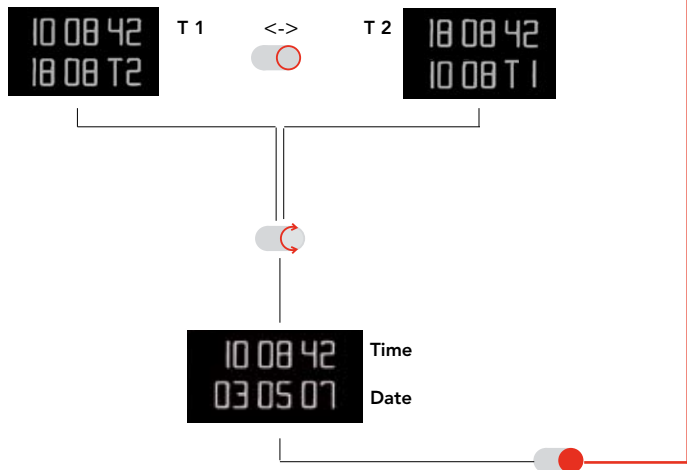
Reset Chrono to 00 00 00

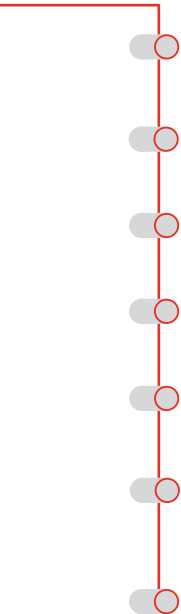


Set Count down

v-tec EasySkroll® Setting

Important: First select T1 or T2!





0 M 4
02 09 08



0 M 4
02 09 08



0 M 4
02 09 08



0 M 4
02 09 08



4 M 0



M 0 4

6 36 AM
12H



24H

6 36 AM
H M S



6 36
fast scroll (h)



6 36
slow scroll (min)

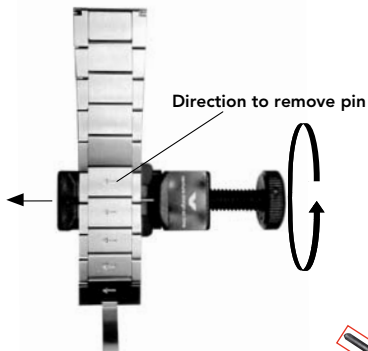
18 36 38
02 09 08



00

end of setting

Einstellen der Bandlänge • Sizing of the bracelet • Ajustement du bracelet • Regolazione della lunghezza del bracciale • Ajuste de la longitud de la correa • Regulação do comprimento da pulseira • ストラップの調節



Direction to re-insert pin

Careful: Do not loose the parts!

